

A decorative border surrounds the text, featuring various green leaves and branches in different shades of green and brown, set against a light green background.

Welcome to
Year 3

Staff

Mrs Miller



Miss Bull



Mrs Shepherd



“Dingle Community Primary School, where every child has a V.O.I.C.E”

V – be Valued for who we are

O – have Opportunities to grow, thrive and make a difference

I – Feel Included with a sense of belonging

C – Care for and be part of our community.

E - have high Expectations of ourself and others

"A child who feels heard becomes a child who dares to dream"





Our Expectations

We expect that children will:

- always try their best and take pride in their work
- keep practising reading, writing and maths skills.
- start becoming more independent and take responsibility for their learning.
- show good behaviour and set a positive example for others.
- Work together and be part of a team
- smile, have fun and enjoy their learning

A Day in Year 3

			10: 45			12: 20		
Morning work / reading plus	Reading	Maths	break	writing	Handwriting and spelling	lunch	Foundation subject	Class story/assembly

Our school day starts at 8:50

Our school day ends at 3:10



Our Curriculum

Phonics

Science

Geography

Spelling

Physical Education

Music

Reading

Kinetic Letters Handwriting

PSHE

Writing

Religious Education

Computing

Maths

History

Art and Design

Design Technology

Topics and Trips

Autumn Term 1 – Stone Age

We will have an exciting visit from the Stone Age company in November!



Autumn Term 2 – Geography

Key features of settlements and countries in the UK

Carols at the church

Topics and Trips

Spring Term 1

Geography – Local Heritage study

Spring Term 2

History – Ancient Egyptians
An Egyptian day in school.



Topics and Trips

Summer Term 1

History – Industrial Revolution
Trip to the Black Country Museum!



Summer Term 2

Geography – Conservation



Celebrating Our Children's Successes

We celebrate the social and academic successes of our children in many ways including:

All children are part of a house team and earn Dojos. These totals are shared and celebrated on a weekly, termly and yearly basis.

Each class also works towards earning minutes of 'Golden Time' every Friday.



Celebrating Our Children's Successes

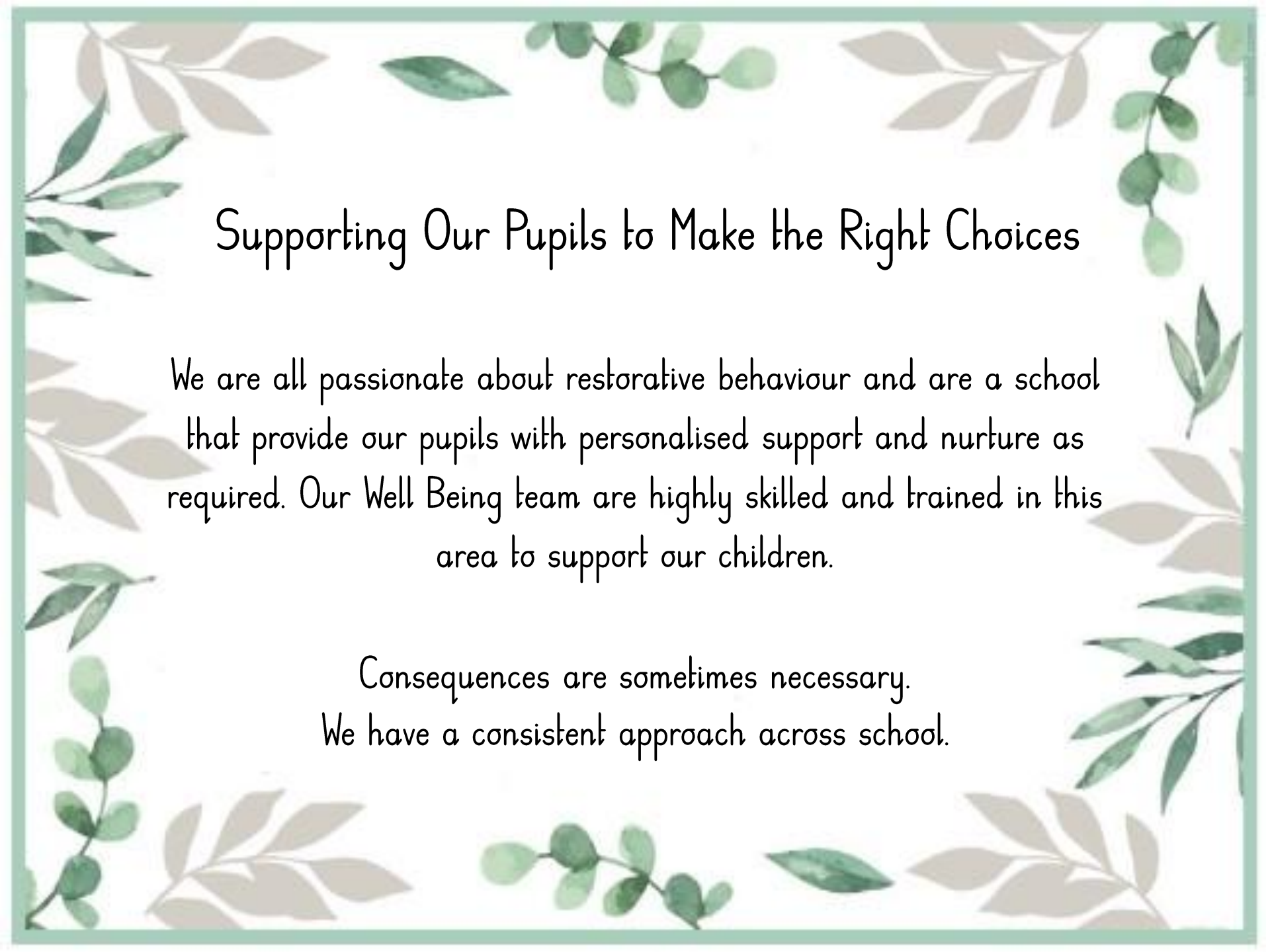
PRAISE



Children who especially go above and beyond to be role models and uphold our school values may be awarded a values 'star' in our half termly assemblies.

We believe in promoting the positive behaviour at Dingle Community and so there are many other ways that we celebrate our fabulous pupils and their achievements.



The page features a decorative border of various green and brown leaves and branches, framing the central text. The leaves are rendered in a soft, painterly style, with some in shades of light green and others in muted brown tones. The background is a light, neutral color.

Supporting Our Pupils to Make the Right Choices

We are all passionate about restorative behaviour and are a school that provide our pupils with personalised support and nurture as required. Our Well Being team are highly skilled and trained in this area to support our children.

Consequences are sometimes necessary.
We have a consistent approach across school.

How incidences are dealt with

Reminder by a class teacher - chance to change behaviour and an opportunity to reflect upon choices that have been made.

If further incidences occur, pupil is referred to Mrs Richardson (Deputy Headteacher) or Ms Heather (Headteacher) where further discussions and support will be put in place.

If necessary, parents may be contacted at this stage.

Supporting Our Pupils



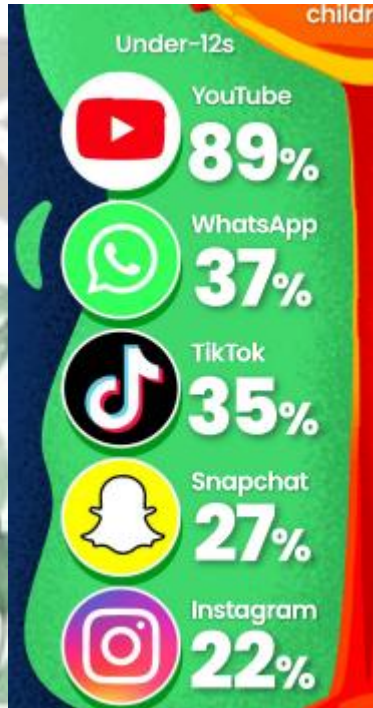
, Mrs Pickett, Miss Haddlington and Mrs Shepherd are our Well-Being Leads



Ms Heather, Mrs Richardson, Mrs Wallis and Mrs Kitching are our Designated Safeguarding Leads.

Keeping Our Children Safe Online

POPULAR PLATFORMS
Most used by children ...



34% experienced harassment or bullying online

99% of 8-17s had regular access to the internet



From OfCom's Children and Parents: Media Use and Attitudes 2024
3-17 year olds

Keeping Our Children Safe Online

What can you do?

Monitor and supervise as much as possible

Look at the National Online Safety resources

Our school website has a designated section for Online Safety with a wealth of resources

Check age guidance for programs and apps



**National
Online
Safety®**

Keeping Our Children Safe Online

How do we keep pupils safe online in school?

Education - Every year group has Online Safety modules as part of their curriculum

Celebrate Internet Safety Day

Sign a fair usage agreement

Filters and Firewalls

Any inappropriate language is immediately flagged up and dealt with by SLT/Computing Lead

External Visitors

Staff keep up to date with training and legislations.



ONLINE CONTENT

10 tips to keep your children safe online

The internet has transformed the ability to access content. Many apps that children use are dependent on user-generated content which can encourage freedom of expression, imagination and creativity. However, due to the sheer volume uploaded every day, it can be difficult for platforms to regulate and moderate everything, which means that disturbing or distressing images, videos or audio clips can slip through the net. That's why we've created this guide to provide parents and carers with some useful tips on keeping children safe online.



1 MONITOR VIEWING HABITS

Whilst most apps have moderation tools, inappropriate content can still slip through the net.



2 CHECK ONLINE CONTENT

Understand what's being shared or what seems to be 'brending' at the moment.



3 CHECK AGE-RATINGS

Make sure they are old enough to use the app and meet the recommended age limit.



4 CHANGE PRIVACY SETTINGS

Make accounts private and set content filters and parental controls where possible.



5 SPEND TIME ON THE APP

Get used to how apps work, what content is available and what your child likes to watch.



6 LET CHILDREN KNOW YOU'RE THERE

Ensure they know that there is support and advice available to them if they need it.



7 ENCOURAGE CRITICAL THINKING

Talk about what people might post online and why some posts could cause distress.



8 LEARN HOW TO REPORT & BLOCK

Always make sure that children know how to use the reporting tools on social media apps.



9 KEEP AN OPEN DIALOGUE

If a child sees distressing material online, listen to their concerns, empathise and offer reassurance.



10 SEEK FURTHER SUPPORT

If a child has been affected by something they've seen online, seek support from your school's safeguarding lead.

 **National Online Safety**
#WakeUpWednesday



Reminders

Homework

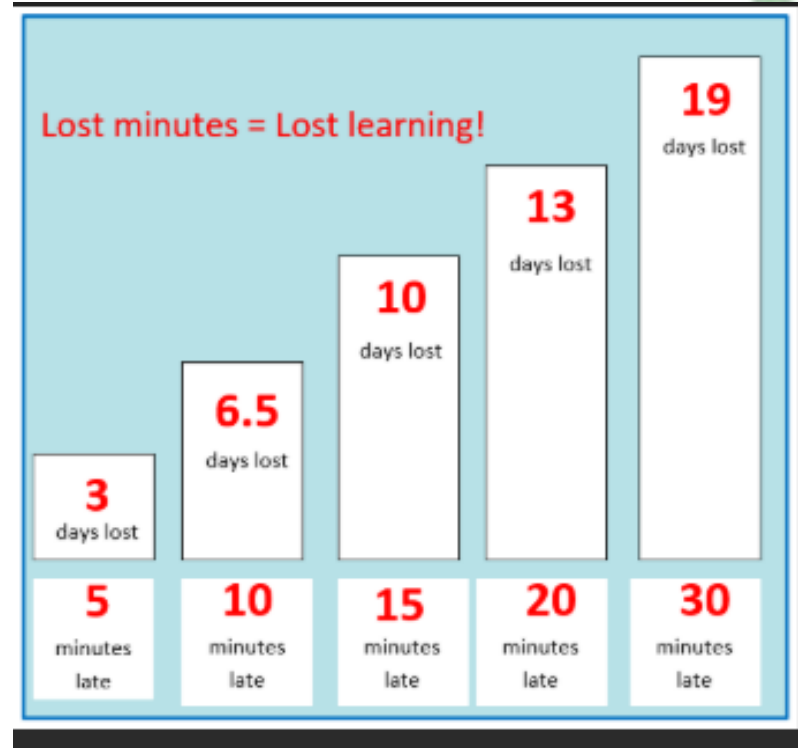
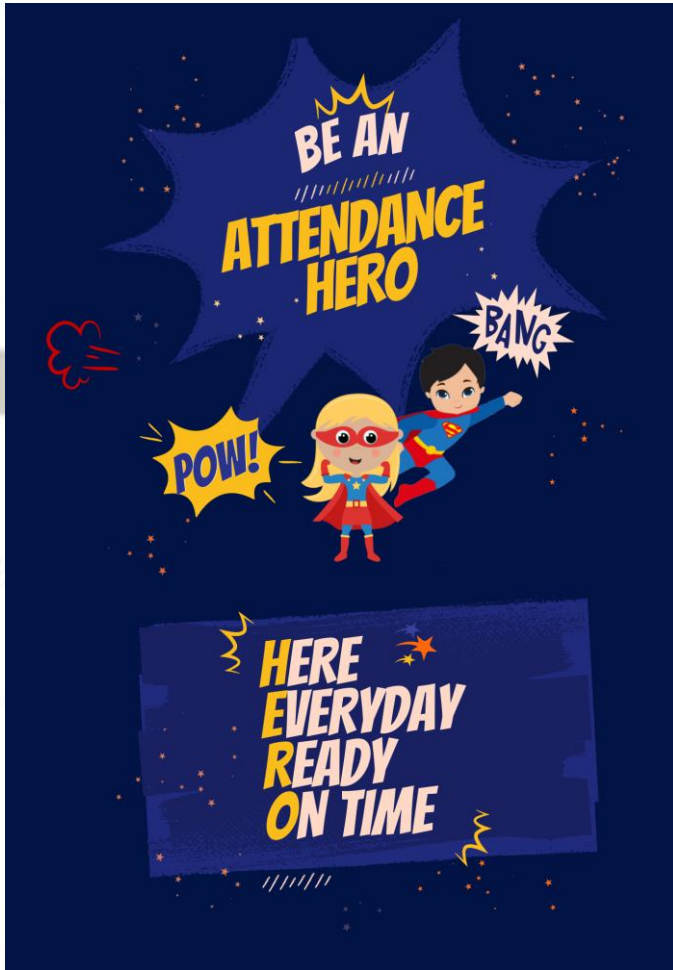
Homework will be set on a Wednesday to be completed by the following Wednesday. This will consist of maths and reading questions which are based around our learning in school. We also encourage children to complete Reading Plus and TTrackstars at home.

Reading Records and Reading Books

Please use your pupil's reading record to document their reading at home. Teachers will check these at least three times a week so we ask for records and reading books to be brought to school in a book bag each day. If your child is reading a book online, please still document this in their planner.

We expect children to record what they are reading and add a comment at least 3 times a week but children are able to change their books daily if they wish.

Ways To Help At Home





Ways To Help At Home

Reading

Read regularly with children and comment in Reading Record
Ask questions in order to aid their understanding of the text they
have read.

Homework

Weekly reading and maths questions. TTRS and Reading Plus.

We need you!



If you are interested in helping us to raise vital funds for our school, or you are interested in helping us on our journey to improve please email

info@dingle.dudley.sch.uk

Thank You

If you have any questions or queries, please either phone or email info@dingle.dudley.sch.uk and it will be forwarded onto us.

