

A decorative border surrounds the text, featuring various green leaves and branches in different shades of green and brown, set against a light green background.

Welcome to
Year 4

Staff

			
Miss Potter	Mrs Jones- Pickett	Miss Hadlington	Mrs Richardson

“Dingle Community Primary School, where every child has a V.O.I.C.E”

V – be Valued for who we are

O – have Opportunities to grow, thrive and make a difference

I – Feel Included with a sense of belonging

C – Care for and be part of our community.

E - have high Expectations of ourself and others

"A child who feels heard becomes a child who dares to dream"



Our Expectations

We expect that children will:

- Always try their best and take pride in their work
- Keep practising reading, writing and maths skills.
- Start becoming more independent and take responsibility for their learning.
- Show good behaviour and set a positive example for others.
- Work together and be part of a team
- Smile, have fun and enjoy their learning

A Day in Year 4

Morning						
Times Tables	Reading Plus	Arithmetic and Maths	Kinetic Letters	Break	Writing	Class Story

Afternoon					
Mastering Number	Spellings	Reading	Foundation Subject	Assembly	Home



Our Curriculum

Phonics

Science

Geography

Spelling

Physical Education

Music

Reading

Kinetic Letters

PSHE

Writing

Religious Education

Computing

Maths

History

Art and Design

Design Technology



Topics

Autumn Term

History – Black History: Lilian Bader and Harriet Tubman

Geography – Coastal Erosion

Spring Term

History – Romans

Geography – My Region and Campania in Italy – Compare and Contrast

Summer Term

History – Anglo Saxons

Geography – Weather and Climate

Trips



Thinktank Science
Museum – Electrifying
Science Show

Roman/Italian Day in
school

Birmingham Botanical
Gardens – Animal
Adaptations Workshop

Wordsley Church -
Christmas Carol
Concert

Family Engagement
afternoon

Local Area Study –
Geographical Features
of my area

Multiplication Check

The MTC is a short online check for all Year 4 children in England. It takes place in June.

The purpose is to see how well children know their times tables up to 12×12 .

Children answer 25 multiplication questions on a computer or tablet. They have 6 seconds to answer each question, with a short pause between them.



Practice Multiplication Check

The following slides will show you some practice questions and the speed that the children will have for each question.

The real check will start with 3 practice questions. They will then complete 25 real questions.

Practice question

$$2 \times 5 =$$

Question 10

8	×	9	=	
---	---	---	---	--

Celebrating Our Children's Success

We celebrate the social and academic successes of our children in many ways including:

- All children are part of a house team and earn Dojos. These totals are shared and celebrated on a weekly, termly and yearly basis.
- Each class also works towards earning minutes of 'Golden Time' every Friday.




Celebrating Our Children's Successes

Children who especially go above and beyond to be role models and uphold our school values may be awarded a values 'star' in our half termly assemblies.



We believe in promoting the positive behaviour at Dingle Community and so there are many other ways that we celebrate our fabulous pupils and their achievements.





Supporting Our Pupils to Make the Right Choices

We are all passionate about restorative behaviour and are a school that provide our pupils with personalised support and nurture as required.

Our Well Being team are highly skilled and trained in this area to support our children.

Consequences are sometimes necessary.
We have a consistent approach across school.

Supporting Our Pupils to Make the Right Choices

How incidences are dealt with

- Reminder by a class teacher - chance to change behaviour and an opportunity to reflect upon choices that have been made.
- If further incidences occur, pupil is referred to Mrs Richardson (Deputy Headteacher) or Ms Heather (Headteacher) where further discussions and support will be put in place. If necessary, parents may be contacted at this stage.

Supporting Our Pupils



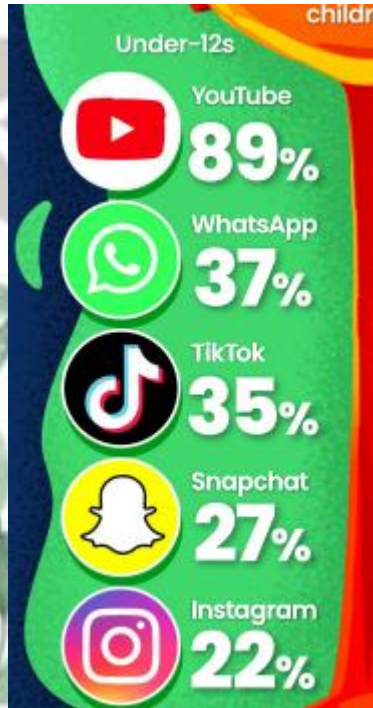
, Mrs Pickett, Miss Hadlington and Mrs Shepherd are our Well-Being Leads



Ms Heather, Mrs Richardson, Mrs Wallis and Mrs Kitching are our Designated Safeguarding Leads.

Keeping Our Children Safe Online

POPULAR PLATFORMS
Most used by children ...



34% experienced harassment or bullying online

99% of 8-17s had regular access to the internet



From OfCom's Children and Parents: Media Use and Attitudes 2024
3-17 year olds

Keeping Our Children Safe Online

How do we keep pupils safe online in school?

- Education - Every year group has Online Safety modules as part of their curriculum
- Celebrate Internet Safety Day
- Sign a fair usage agreement
- Filters and Firewalls
- Any inappropriate language is immediately flagged up and dealt with by SLT/Computing Lead
- External Visitors
- Staff keep up to date with training and legislations.



Keeping Our Children Safe Online

What can you do?

- Monitor and supervise as much as possible
- Look at the National Online Safety resources
- Our school website has a designated section for Online Safety with a wealth of resources
- Check age guidance for programs and apps

ONLINE CONTENT
10 tips to keep your children safe online

The internet has transformed the ability to access content. Many apps that children use are dependent on user-generated content which can encourage freedom of expression, imagination and creativity. However, due to the sheer volume uploaded every day, it can be difficult for platforms to regulate and moderate everything, which means that disturbing or distressing images, videos or audio clips can slip through the net. That's why we've created this guide to provide parents and carers with some useful tips on keeping children safe online.

- 1 MONITOR VIEWING HABITS**
Whilst most apps have moderation tools, inappropriate content can still slip through the net.
- 2 CHECK ONLINE CONTENT**
Understand what's being shared or what seems to be 'trending' at the moment.
- 3 CHECK AGE-RATINGS**
Make sure they are old enough to use the app and meet the recommended age limit.
- 4 CHANGE PRIVACY SETTINGS**
Make accounts private and set content filters and parental controls where possible.
- 5 SPEND TIME ON THE APP**
Get used to how apps work, what content is available and what your child likes to watch.
- 6 LET CHILDREN KNOW YOU'RE THERE**
Ensure they know that there's support and advice available to them if they need it.
- 7 ENCOURAGE CRITICAL THINKING**
Talk about what people might post online and why some posts could cause distress.
- 8 LEARN HOW TO REPORT & BLOCK**
Always make sure that children know how to use the reporting tools on social media apps.
- 9 KEEP AN OPEN DIALOGUE**
If a child sees distressing material online, listen to their concerns, empathise and offer reassurance.
- 10 SEEK FURTHER SUPPORT**
If a child has been affected by something they've seen online, seek support from your school's safeguarding lead.

National Online Safety
#WakeUpWednesday

www.nationalonlinesafety.com | Twitter: @nationalonlinesafety | Facebook: /NationalOnlineSafety | Instagram: @NationalOnlineSafety

One of 100 guides to us at their own discretion. No liability is accepted. Created as of the date of release: 18.08.2020



Reminders

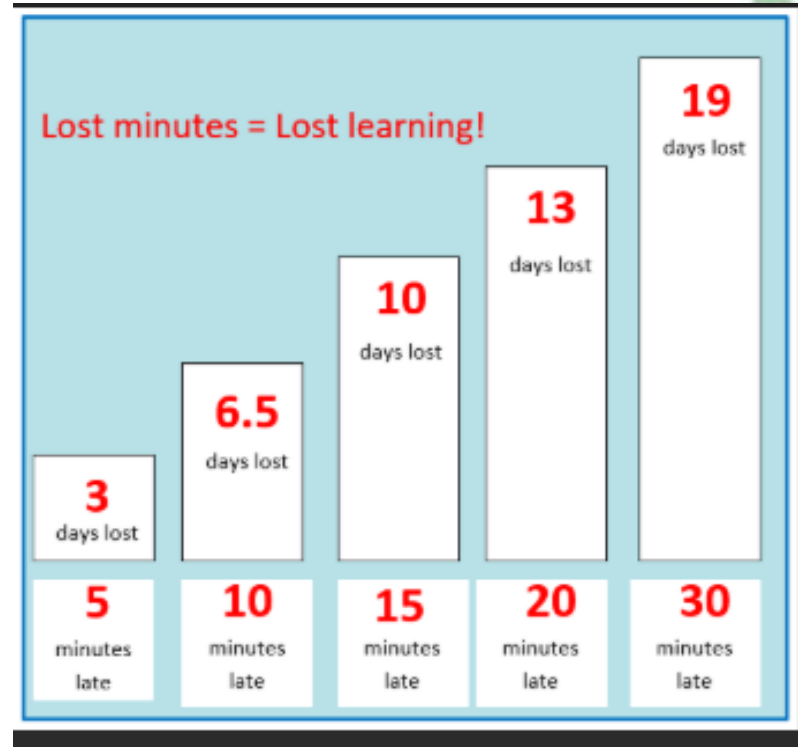
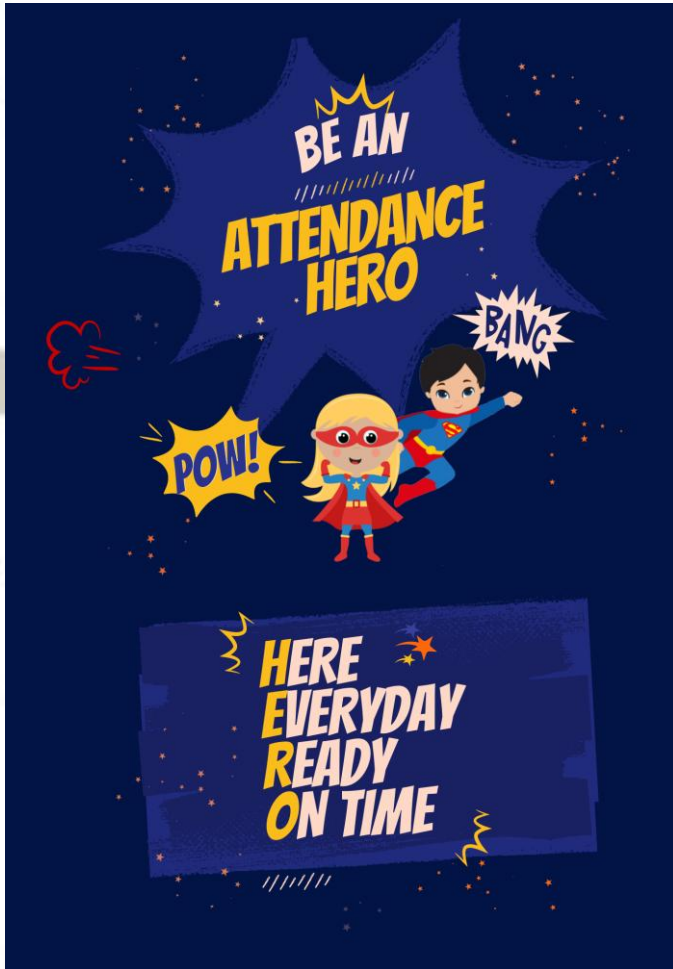
Homework

Homework will be set on a Wednesday to be completed by the following Wednesday. This will consist of Times Tables and Reading Comprehension.

Reading Records and Reading Books

Please use your pupil's reading record to document their reading at home. We expect children to record what they are reading and add a comment at least 3 times a week, but children can change their books daily if they wish.

Ways To Help At Home



Ways To Help At Home

Reading

Read regularly with children and comment in Reading Record
Ask questions in order to aid their understanding of the text they
have read.

Homework

Weekly reading, and maths questions.
Expectation to visit TTRS, Reading Plus regularly.

We need you!

If you are interested in helping us to raise vital funds for our school, or you are interested in helping us on our journey to improve please email

info@dingle.dudley.sch.uk



Thank You

If you have any questions or queries, please either phone or email info@dingle.dudley.sch.uk and it will be forwarded onto us.

